

NETWORK OF TECHNOLOGICAL PARKS OF THE BASQUE COUNTRY IN 2021

RESULTS OF THE SATISFACTION SURVEY

9,16

User
Support

9,22

2020

8,97

2019

8,78

2018

Parke

EUSKADIKO
PARKE
TEKNOLOGIKOAK

NETWORK OF TECHNOLOGICAL PARKS OF THE BASQUE COUNTRY IN 2021

RESULTS OF THE SATISFACTION SURVEY

8,64

Infrastructures

8,50

2020

8,20

2019

8,02

2018

Parke

EUSKADIKO
PARKE
TEKNOLOGIKOAK

NETWORK OF TECHNOLOGICAL PARKS OF THE BASQUE COUNTRY IN 2021

RESULTS OF THE SATISFACTION SURVEY

8,22

Added Value
Services

8,14

2020

7,99

2019

7,58

2018



NETWORK OF TECHNOLOGICAL PARKS OF THE BASQUE COUNTRY IN 2021

RESULTS OF THE SATISFACTION SURVEY

8,64

General
Services

8,03

2020

8,31

2019

8,01

2018

Parke

EUSKADIKO
PARKE
TEKNOLOGIKOAK

NETWORK OF TECHNOLOGICAL PARKS OF THE BASQUE COUNTRY IN 2021

RESULTS OF THE SATISFACTION SURVEY

8,62

Innovative
character

8,47

2020

8,20

2019

7,99

2018

Parke

EUSKADIKO
PARKE
TEKNOLOGIKOAK

NETWORK OF TECHNOLOGICAL PARKS OF THE BASQUE COUNTRY IN 2021

RESULTS OF THE SATISFACTION SURVEY

8,78

General
satisfaction

8,65

2020

8,33

2019

8,17

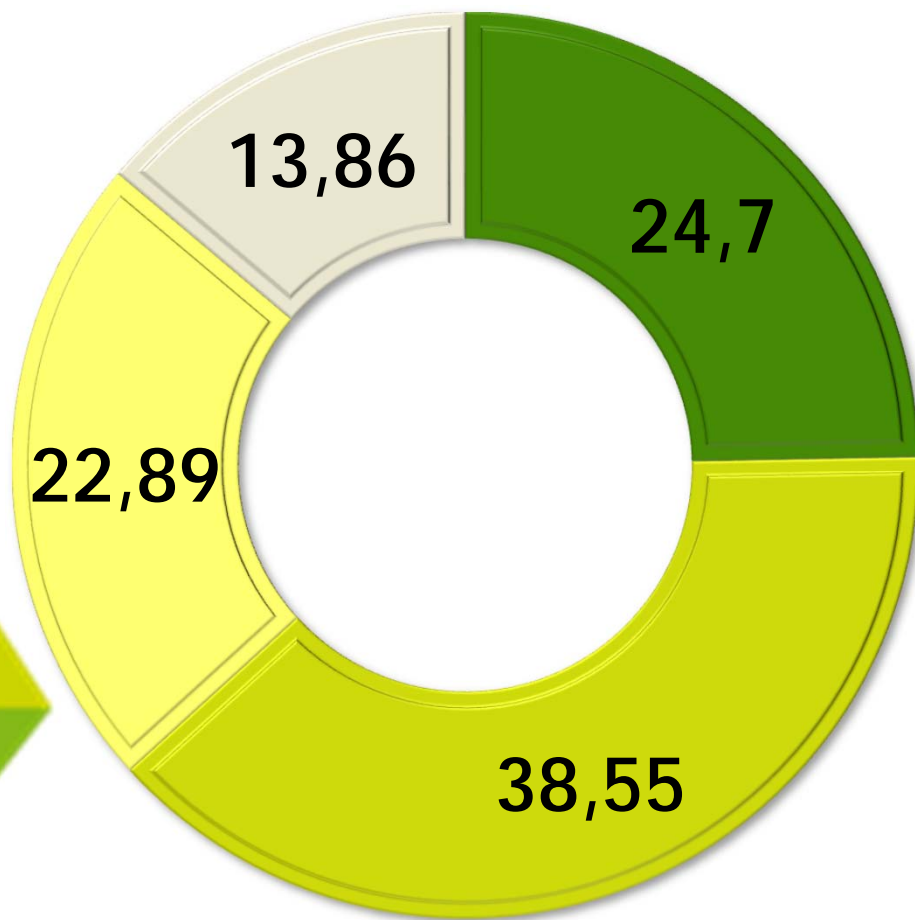
2018

Parke

EUSKADIKO
PARKE
TEKNOLOGIKOAK

NETWORK OF TECHNOLOGICAL PARKS OF THE BASQUE COUNTRY IN 2021

RESULTS OF THE SATISFACTION SURVEY



Importance by aspects

- User Support
- Infrastructures and Buildings
- Added Value Actions and Services
- General Services


Parke

EUSKADIKO
PARKE
TEKNOLOGIKOAK

NETWORK OF TECHNOLOGICAL PARKS OF THE BASQUE COUNTRY IN 2021


STRONG POINTS/ USER SUPPORT

9,38




Kindness / Collaborative attitude

9,01




Suitability of the surroundings

8,61



Communication service

9,05




Reception



NETWORK OF TECHNOLOGICAL PARKS OF THE BASQUE COUNTRY IN 2021


ADDED VALUE ACTIONS AND SERVICES

8,11



Society

7,80



Complementary services

